

# Mounting instruction

**AIRCELL® 7**


UHF-Connector / Art. Nr.: 7390



Cut off cable tail right-angled.




Remove 28 mm of the outer sheath with a knife.



Shorten the copper braid to 10 mm.



Bend copper braid backwards, Scarify and remove copper foil with a knife.




Remove dielectric to 13 mm.



Move connector sleeve over the cable.  
Screw housing onto the cable.



Solder the inner conductor carefully through the small hole.



Crew connector sleeve over the housing.